

7/21/2014

**3 Lamp
Low Ballast Factor High Efficiency
Multi-volt
High Efficiency**

Project:	
Catalog#:	
Approved by:	

Electronic Fluorescent Ballast

F32T8 Instant Start Parallel Lamp Operation

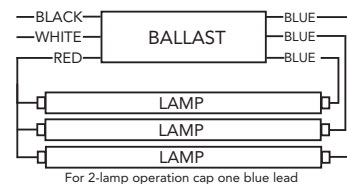
Lamp Type	No. Of Lamps	Lamp Watts	Line Voltage	Ballast Factor	Input Watts	Input Current (amps)	Power Factor	THD	Ballast Efficacy Factor
F32T8*	3	32	120	0.75	72	0.61	0.99	<10%	1.07
	3	32	277	0.75	72	0.26	0.99	<10%	1.07
	2	32	120	0.85	55	0.46	0.99	<10%	1.55
	2	32	277	0.85	54	0.20	0.98	<10%	1.57
F32T8/ES/30	3	30	120	0.75	69	0.57	0.99	<10%	1.09
	3	30	277	0.75	68	0.24	0.98	<15%	1.10
	2	30	120	0.84	52	0.44	0.98	<10%	1.62
	2	30	277	0.84	52	0.19	0.98	<11%	1.62
F32T8/ES/28	3	28	120	0.75	62	0.52	0.99	<10%	1.21
	3	28	277	0.75	62	0.22	0.98	<10%	1.21
	2	28	120	0.84	48	0.40	0.99	<10%	1.75
	2	28	277	0.84	47	0.17	0.97	<11%	1.79
F32T8/ES/25	3	25	120	0.75	58	0.49	0.99	<10%	1.29
	3	25	277	0.75	57	0.21	0.98	<10%	1.32
	2	25	120	0.84	43	0.36	0.99	<10%	1.95
	2	25	277	0.84	43	0.16	0.97	<11%	1.95
F25T8	3	25	120	0.78	58	0.49	0.99	<10%	1.34
	3	25	277	0.78	57	0.21	0.98	<10%	1.37
	2	25	120	0.86	44	0.37	0.99	<10%	1.95
	2	25	277	0.86	44	0.16	0.96	<15%	1.95
F17T8	3	17	120	0.80	41	0.34	0.99	<10%	1.95
	3	17	277	0.80	40	0.15	0.96	<12%	2.00
	2	17	120	0.87	31	0.27	0.99	<12%	2.81
	2	17	277	0.87	31	0.12	0.94	<15%	2.81
F40T8	2	40	120	0.84	68	0.58	0.99	<10%	1.24
	2	40	277	0.84	67	0.25	0.98	<10%	1.25

* Primary Lamp Design

Ballast Specifications

- Ballast shall have a five-year warranty
- Ballast shall be UL Listed and CEE Listed
- Ballast shall be sound rated Class A
- Ballast shall be Class P Type 1 Outdoor
- Ballast shall have a Lamp Current Crest Factor of <1.7
- Ballast shall withstand line transients as specified in ANSI C62.41
- Ballast shall comply with the limits of FCC Part 18 Class A
- Ballast shall have a lamp operating frequency greater than 40kHz
- Ballast shall have a 0°F minimum lamp starting temperature for primary lamp
- Ballast shall be Instant Start
- Ballast shall be Parallel Lamp Operation
- Ballast shall have minimum Power Factor of 98% for primary Lamp operation
- Ballast shall operate within +/- 10% of the ballast specified line voltage at 60 Hz
- Ballast shall have a maximum case hot spot temperature of 70° Celsius

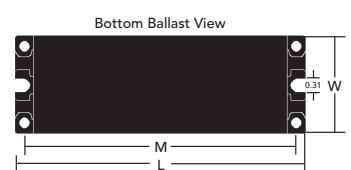
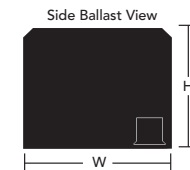
Wiring Diagram



Dimensions

L: 9.5"
W: 1.8"
H: 1.2"
M: 9.0"

Wiring diagram is for lamp connection purposes only. Lead wires may exit the ballast differently than depicted in the diagram.



• Specifications are subject to change without notice.

